

SIMONSWERK
TECTUS®

**BRIDGEPORT
WORLDWIDE**

FOR A DEALER IN THE U.S.
CALL 1-800-362-1484

TE 640 3D A8 Energy

with continuous energy transfer for flush high performance heavy-duty doors with claddings of up to 8 mm (0.315") - with new snap-fitting connection

hinge

Technical details

load capacity	352 lbs
overall length	9.449 "
width (door)	1.260/1.457 "
width (frame)	1.260/1.457 "
cutter diameter	0.945 "
opening angle	180° degree
no. of wires	16 No. of wires
wire cross section	0.006 "
max. voltage: 50 V (voltage source acc. SELV-DIN EN 61140)	
max. current	0,8 A

descriptive text

SIMONSWERK TECTUS TE 640 3D A8 Energy hinge with integrated and continuous energy transfer for doors with claddings of up to 8 mm (0.315"). Completely concealed for flush doors with wood, steel and aluminum frames. With user-friendly 3-way adjustments, load capacity up to 160 kg (352 lbs), opening angle up to 180°, overall length 240 mm (9.449), non-handed, maintenance-free slide bearings, three-dimensionally adjustable: side +/- 3.0 mm (0.118"), height +/- 3.0 mm (0.118"), compression +/- 1.0 mm (0.039"). Finish...

Note

The load capacity mentioned above refers to the use of 2 hinges per door leaf (height : width ratio 2:1).

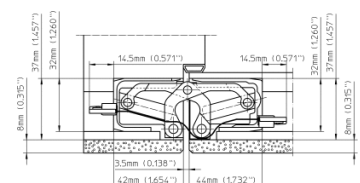
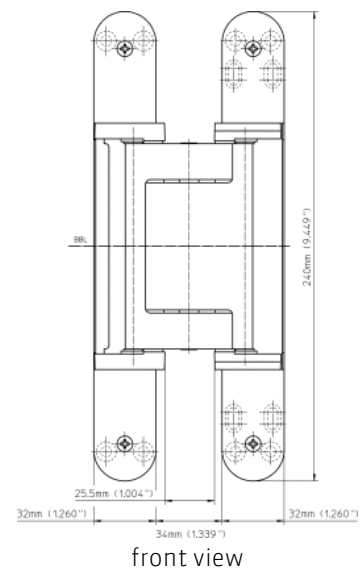
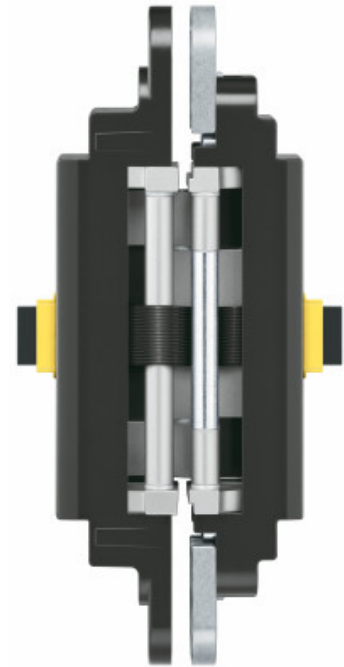
Please specify accessories when ordering.

Product features

completely concealed hinge system
for wood, steel or aluminum frames
for flush high performance commercial doors
maintenance-free slide bearings
easily 3D adjustable (side +/- 3.0 mm (0.118"), height +/- 3.0 mm (0.118"),
compression +/- 1.0 mm (0.039"))
with continuous energy transfer
individual connection adapter options

Functional areas

fire resistance, smoke resistance, soundproof und forced entry resistance



SIMONSWERK

TECTUS®

TE 640 3D A8 Energy

with continuous energy transfer for flush high performance heavy-duty doors with claddings of up to 8 mm (0.315") - with new snap-fitting connection

hinge

Combination

accessories	cover plate set TECTUS A8 radius adapter 1 TECTUS Energy universal adapter TECTUS Energy round cable TECTUS Energy
receivers	TE 640 3D FZ/1 TE 640 3D A8 SZ

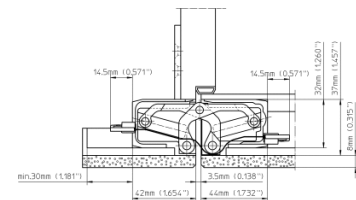
installation tools

universal milling frame	
template 5 250659 5	step 1
template 5 250688 5	step 3 (without cladding)
template 5 250689 5	step 2
template 5 250690 5	step 3
template 5 250939 5	flat line routing energy

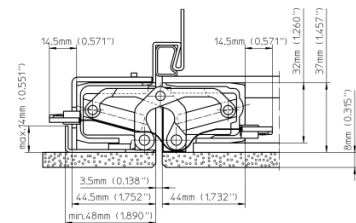
Items (DIN reference: non-handed)

Finish(es)	satin chrome look (F1)
packing unit	pack of 1
item number	5 400626 0 12401
Finish(es)	stainless steel look (SSL)
packing unit	pack of 1
item number	5 400626 0 12601

commercial wood frames



casing wood frames



hollow metal frames